

Simplecom®

DA316 USB 3.0 to HDMI + VGA Adapter

User Manual

Simplify Your Life

www.simplecom.com.au

Simplify Your Life

www.simplecom.com.au

© Simplecom Australia All Rights Reserved. Simplecom is a registered trademark of Simplecom Australia Pty Ltd. All other trademarks are property of their respective owner. Specifications and external appearance are subject to change without notice. Warranty and technical support covering this product are only valid in the country or region of purchase.




www.simplecom.com.au



support@simplecom.com.au

About Product

This USB 3.0 to HDMI+VGA adapter turns an available USB 3.0 port into an HDMI or VGA output with high resolution up to 1080p. It's an easy way to connect a HDMI or VGA display to a computer that require additional display when the other video ports are occupied. You can mirror or extend the connected monitor for an expanded workspace.



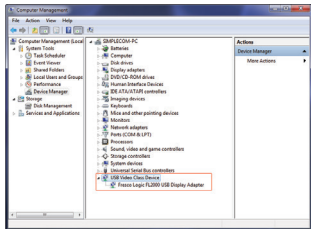
Features

- USB 3.0 Interface, support resolution up to 1920x1080
- Simple installation, built-in USB flash for driver software
- USB powered, no external power required
- HDMI supports both video and audio, VGA output video only
- HDMI and VGA can output duplicate screen simultaneously
- Support Extend or Mirror Mode
- Compatible with Windows 7 / 8 / 8.1 / 10

Installation



Install Fresco Logic USB Display Driver after you plug the adapter into USB port



After installation, you will find "Fresco Logic FL2000 USB Display Adapter" under Window Device Manager

FAQ

Is this adapter plug and play?

No, you need to install the driver software from built-in USB flash, or download from web.

How to install Driver?

While plug this adapter to your computer first time, you'll see there is a new flash drive "FL2000" under "My Computer" or "This PC", then double clicks setup file inside flash drive to install the driver. You can also download driver from our website.

Why installation program won't start?

If you have any trouble to install the driver software, try to turn off anti-virus software and low down the firewall level before install the driver. You can turn on again after installation.

Why I only get low 800x600 resolution?

If you can't get higher resolution on your monitor, check if you plug the adapter to a USB3.0 port of your PC, USB 2.0 only support resolution up to 800x600.

Can it support Windows XP and Vista?

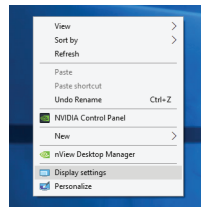
No, this USB 3.0 to HDMI VGA adapter works on Windows 7,8,10 only, Windows XP and Vista are not supported.

Can it support Mac?

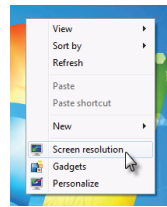
Yes, but not all version macOS are supported, beta driver for mac is available for download from our website.

Where to setup Extend or Mirror Mode on Windows?

You can right click Desktop and click option from menu



Windows 10
Display Setting



Windows 7
Screen Resolution

Warranty

1 Year limited Warranty. Our goods come with guarantees that cannot be excluded under the Australian Consumer Law. You are entitled to a replacement or refund for a major failure and for compensation for any other reasonably foreseeable loss or damage. You are also entitled to have the goods repaired or replaced if the goods fail to be of acceptable quality and the failure does not amount to a major failure.

For our assistance with regards to warranty please email to support@simplecom.com.au or create a support ticket at <http://www.simplecom.com.au>