



## DA306C USB 3.0 and USB-C to HDMI Adapter

DA306C

User Manual

*Simplify Your Life*

www.simplecom.com.au

## About Product

DA306C is a USB to HDMI external video adapter with USB-C and USB-A hybrid connector. It turns a USB port into an HDMI output with resolution up to Full HD 1080p. Compatible with latest Windows System, it offers a convenient solution for connecting HDMI displays to PCs requiring additional displays, especially when other video ports are occupied.

## Features

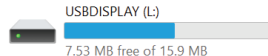
- USB-C and USB-A hybrid connector, for laptop or desktop PC
- Support resolution up to Full HD 1080p (1920x1080)
- Compact and portable design, easy to carry
- Simple installation, built-in USB drive for installation of driver
- USB powered, no external power required
- Durable & stylish aluminium alloy housing
- HDMI port supports both video and audio
- Support Extended or Mirror display mode

## System Requirements

- Processor: Dual core 2GHz or faster processor
- RAM: 4GB minimal
- Available USB 5Gbps USB-C or USB-A port (USB 3.0 port)
- Operating system: Windows 10 or above (Latest macOS version is not supported)

## Installation

1. While plug this adapter to your computer first time, you'll see there is a new small size USB Drive with label **"USBDISPLAY"** under This PC (Windows 10/11), which contains the driver software for the adapter.

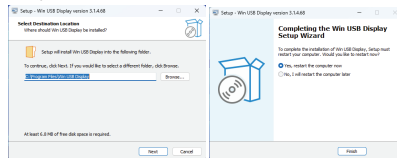


2. Open the **"USBDISPLAY"** drive and double click setup file **"WinUSBDisplay\_Windows\_V3.x"** to install the driver software for Windows PC. Click "Install" if any warning windows popup.



WinUSBDisplay\_Windows\_V3.x.exe

3. After driver installed, you **MUST** restart PC to make the adapter effective.



4. Right Click Desktop and click "Display Setting" (Windows 10/11) to setup extended or mirror display.

## FAQ

### Is this adapter plug and play?

No, you need to install the driver software from built-in USB flash drive, or download from web.

### How to install Driver?

While plug this adapter to your computer first time, you'll see there is a new "USB Drive" under This PC (Windows 10/11), which contains the driver software for the adapter.

### Why installation program won't start?

If you have any trouble to install the driver software, try to turn off anti-virus software and low down the firewall level before install the driver. You can turn on again after installation. Also, you need windows administrator permission to install the driver software.

### Screen can't be detected after driver installed?

You need to restart PC after driver installed. If the problem still persists, try to uninstall the driver and install again.

### Does it work with USB 2.0 Port?

No, it's compatible with USB 3.0 or USB-C 5Gbps ports only.

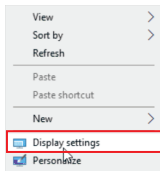
### Can it support Windows 7 and 8?

No, this USB to HDMI adapter works on Windows 10 and above, legacy versions of Windows are not supported.

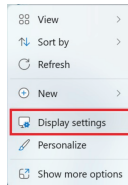
### Where to setup Extend or Mirror Mode on Windows?

Click "**WIN + P**" keys (in Windows 10/11) and check display setting mode of your PC. If you do not see the second screen, go to "**Settings -> System -> Display**", then select "**Extend these displays**"

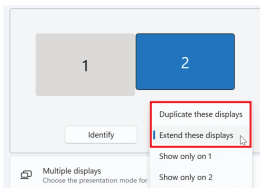
You can also right click Desktop and click "**Display settings**" option from menu.



Windows 10  
Display Settings



Windows 11  
Display Settings



Select Extend or Mirror Mode

## Warranty

1 Year limited Warranty. Our goods come with guarantees that cannot be excluded under the Australian Consumer Law. You are entitled to a replacement or refund for a major failure and for compensation for any other reasonably foreseeable loss or damage. You are also entitled to have the goods repaired or replaced if the goods fail to be of acceptable quality and the failure does not amount to a major failure.

For our assistance with regards to warranty please email to [support@simplecom.com.au](mailto:support@simplecom.com.au) or create a support ticket at <http://www.simplecom.com.au>

© Simplecom Australia All Rights Reserved. Simplecom is a registered trademark of Simplecom Australia Pty Ltd. All other trademarks are property of their respective owner. Specifications and external appearance are subject to change without notice. Warranty and technical support covering this product are only valid in the country or region of purchase.

 [www.simplecom.com.au](http://www.simplecom.com.au)  [support@simplecom.com.au](mailto:support@simplecom.com.au)