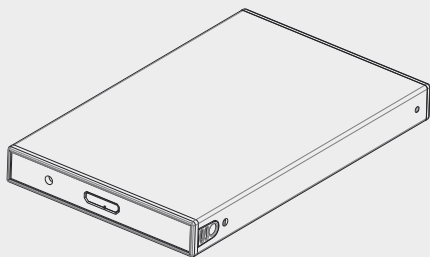




SE218 Aluminium Tool-Free 2.5" SATA
to USB 3.0 HDD Enclosure

User Manual



Simplify Your Life

Simplify Your Life

www.simplecom.com.au

© Simplecom Australia All Rights Reserved. Simplecom is a registered trademark of Simplecom Australia Pty Ltd. All other trademarks are property of their respective owner. Specifications and external appearance are subject to change without notice. Warranty and technical support covering this product are only valid in the country or region of purchase.

www.simplecom.com.au support@simplecom.com.au

| Specifications

- Model: SE218
- Name: USB 3.0 to 2.5" SATA External Enclosure
- Interface: USB 3.0
- Dimensions: L 123mm, W 77mm, H 14mm
- Weight: 70g
- HDD Support: 2.5" SATA HDD or SSD (9.5mm/7mm Height)

| Features

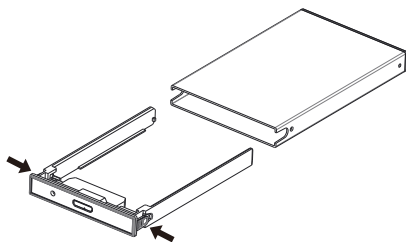
- Tool Free design allow to mount Hard Drive in seconds
- Durable Aluminium-alloy material for effective heat dissipation
- Hot-swappable, plug and play, no driver software needed
- Reverse compatible with USB 1.1 & USB 2.0
- Transfer Rates Up to 5 Gbps with USB 3.0
- Transfer Rates Up to 480 Mbps with USB 2.0

| Package Contents

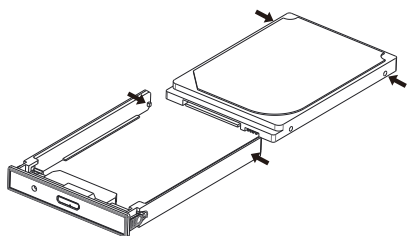
SE218 Enclosure	1Pcs
USB 3.0 Cable	1Pcs
User Manual	1Pcs

| Installation

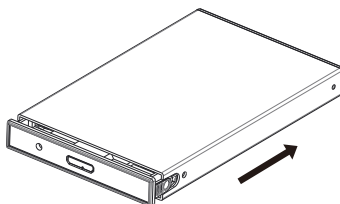
1. Press two clips on the two side of the enclosure to open the case



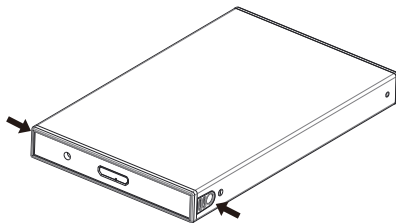
2. Plug HDD to SATA port and fix it with the mounting frame



3. Slide mounting frame with HDD into the aluminium case



4. Clip mounting frame and aluminium case together



5. Connect the USB 3.0 cable to enclosure and computer, you may need to format or assign a drive letter before using

| Safely Disconnect

Windows: Double-click on the Safely Remove icon in your Windows System Tray. This will launch the Safely Remove program. Then click on the device you wish to remove and click on the Stop button.

Mac: In Mac OS the drive appears as an icon on the desktop. Before unplugging the drive, it needs to be dismounted by dragging the drive to the Trash Can, once the activity light has gone out, you can safely remove the drive.

| Warranty

Our goods come with guarantees that cannot be excluded under the Australian Consumer Law. You are entitled to a replacement or refund for a major failure and for compensation for any other reasonably foreseeable loss or damage. You are also entitled to have the goods repaired or replaced if the goods fail to be of acceptable quality and the failure does not amount to a major failure. For our assistance with regards to warranty please email to support@simplecom.com.au or create a support ticket at <http://www.simplecom.com.au>